

# OCLC Usage Statistics UPDATE

## February 4, 2011

OCLC® Usage Statistics provides a user-friendly, easy-to-use interface for tracking your library's OCLC service usage. This lets you understand how people are using your OCLC services and helps you plan for the future. Whether you are just discovering this tool, or have been using it for years to manage your OCLC activities, OCLC Usage Statistics, at [www.stats.oclc.org](http://www.stats.oclc.org), offers several helpful, new features to explore.

### New user interface for OCLC Usage Statistics

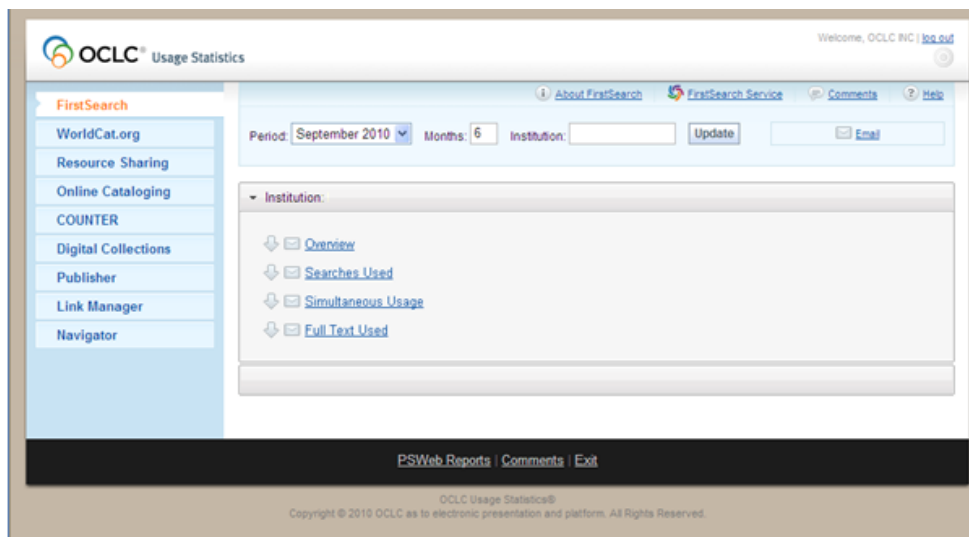
OCLC Usage Statistics will soon be updated with a more user-friendly, easier-to-navigate interface. As a complement to your current subscriptions, OCLC Usage Statistics contain valuable information about your library's use of OCLCs products, including:

- FirstSearch®
- WorldCat.org™
- WorldCat® Resource Sharing
- Online Cataloging
- WebDewey®
- COUNTER
- Digital Collections
- WorldCat® Link Manager
- WorldCat® Navigator

Using these reports your library can more effectively track usage trends, borrowing and lending activity, database access, Web site traffic and more.

### What's new?

The new Statistics user interface has an enhanced look and feel, but still provides the functionality familiar to current users:

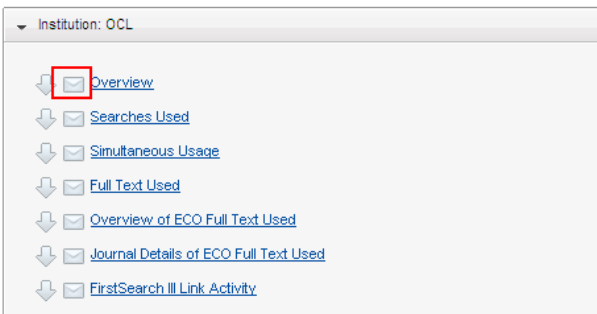


### Some minor navigational changes to the interface

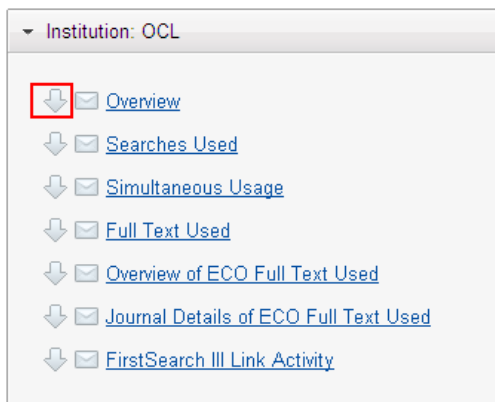
Please note, once you have clicked on a report in the **www.stats.oclc.org** environment, you will need to click the 'Back' button of the browser to navigate back to the statistics main page, or click on the 'Report' tab to the left to return to the main page for your statistics.

### ***New e-mailing/exporting option\****

You may now send a report to your e-mail or download via Excel prior to opening up a report. Clicking on the envelope icon by a report will enable you to send it to your e-mail immediately.



Clicking on the downward arrow icon by the report will enable you to open the file in Excel.



\*For more detailed instructions, please visit the Help file located on **www.stats.oclc.org**.

## **Update details**

### **Recent enhancements to stats.oclc.org:**

- COUNTER-compliant statistics for FirstSearch databases
- SUSHI registered server: <https://www.stats.oclc.org/sushi/ws>
- WorldCat Navigator statistics for Navigator groups

### **Enhancements to stats.oclc.org in the February 2011 install:**

- New user interface
- New Help files
- WebDewey statistics

## How do I access [www.stats.oclc.org](http://www.stats.oclc.org)?

Any active OCLC authorization/password may be used to access to [www.stats.oclc.org](http://www.stats.oclc.org). If you are unsure of your logon information, please contact **customer support**. Logging on will give you access to all available reports for your institution. Reports tabs will display only for the services your library uses. For example, if your institution has access to FirstSearch and Resource Sharing, logging in with your FirstSearch authorization will automatically put you in the FirstSearch reports area, and you will also have access to reports for WorldCat Resource Sharing and WorldCat.org.

### *Log on to view usage statistics*

1. Access OCLC Usage Statistics at [www.stats.oclc.org](http://www.stats.oclc.org).
2. Type your OCLC authorization in the authorization field.
3. Type your password in the password field.
4. Click the **Sign In** button.

**Note:** Only active OCLC authorizations have access to the Usage Statistics.

### *Report availability*

Reports may be available as early as the third calendar day of the month, and vary as follows:

- WorldCat Resource Sharing, WorldCat Navigator and Digital Collections reports become available by the tenth day of each month for the preceding month.
- Online Cataloging monthly reports are available within five days of the end of the preceding month.
- Current month daily reports are available the following day.
- Once a monthly report is available for a preceding month, daily reports for that month are deleted.
- Publisher reports are available weekly and are updated each Monday.

### **Questions/contacts**

Please use the **support form** or e-mail [support@oclc.org](mailto:support@oclc.org).

Or call:

(800) 848-5800 (US only)

(614) 793-8682 (outside the US)

OCLC telephone support hours: Monday–Friday, 7:00 am to 9:00 pm, US Eastern time