



Technical Bulletin 259R

Authorities System Changes

About Technical Bulletin 259R

Last updated February 2012

Contents

Technical Bulletin 259R covers the following:

Topic	Page
1 Controlling genre/form headings	2
2 Punctuation rules for controlled headings	4
3 Automatic tag flips disallowed in controlling	6
4 Control Headings > All in the client includes “romanized” non-Latin script headings	8
5 Automatic control/append #x and/or #v in series headings	9
6 Changes to Control Heading window	10
7 Summary examples of system-automated changes	11
8 Changes to controllable fields in Connexion	12
9 Automatic date expansion for personal names	13
10 Reduction of unexpected automatic subfield flips	19
11 System changes to controlling headings (installed in November 2011)	21
12 System changes to controlling headings (installed in February 2012)	22
Technical Bulletins Online	24
Current OCLC Technical Bulletins	25

Why read this?

TB259R is continuously revised as authorities system changes continue to be implemented during 2011–2012. The TB provides one central place to document ongoing changes. This current update covers changes to controlling headings installed in February 2012, as described in section 12. Also sections 1, 8 and 11 have updates.

Route to

Cataloging and local system or automation staff

System installation

The latest authorities system changes were installed on February 26, 2012. The changes impact users of the Web-based Connexion browser and various versions of the Windows-based Connexion client, as specified.

Support

Contact OCLC Customer Support for help in English, Spanish and Portuguese.

Hours: 7:00 a.m.—9:00 p.m. U.S. Eastern time, Monday through Friday

Telephone: 1-800-848-5800 (USA); 1-614-793-8682 (international)

E-mail: support@oclc.org

Documentation affected

Connexion client Authorities documentation; Connexion browser Authorities documentation; *Authorities: Formats and Indexes*; *OCLC Connexion: Searching Authorities Quick Reference*; *Connexion Client Authorities Quick Reference*

1 Controlling genre/form headings

Separate thesaurus The Policy and Standards Division at the Library of Congress (LC) formally separated genre/form records from LCSH records. Genre/form records are now in a separate thesaurus called “Library of Congress Genre/Form Terms for Library and Archival Materials” (LCGFT).

LC cancelled existing genre/form authority records that have LCCNs with prefix **sh** and issued new ones that have LCCNs with prefix **gf**. LC implemented the cancelled records and distributed the new records on May 24, 2011.

Summary of changes Previously:

- In authority records, genre/form terms were:
 - Assigned MARC 21 source code indicating that they are part of LCSH
 - Assigned LCCNs with the same prefix as subject headings, **sh**
- In bibliographic records, genre/form terms were coded with second indicator 0 (zero), which is used to designate LCSH

After the change:

- In authority records, genre/form terms are assigned LCCNs with the prefix “gf”
Note: The previous LCCN with prefix “sh” is anticipated to be retained in field 010 #z.
- In bibliographic records, genre/form terms are:
 - Assigned MARC 21 source code “lcgft”
 - Coded with second indicator 7

Coding in MARC 21 records

Authority records. In a MARC 21 authority record for a genre/form heading, the LCGFT thesaurus is coded in 008/11 and in 040 #f:

008/11: z (“Other”)
040 #f: lcgft

Bibliographic records. In MARC 21 bibliographic records, genre/form terms are always in field 655. The LCGFT thesaurus is coded using the second indicator 7 and the source code “lcgft” in subfield 2:

655 -7 #a [term]. #2 lcgft

Notes on authority search indexes

- The LCSH index (**su:**) does not include these fields/subfields:
155/455/555/755/955 a v x y z
- The genre index (**ge:**) works the same; that is, it indexes 155/455/555/755 a v x y z.
- Genre authority records cannot be retrieved using a subject derived search (5,3)
- Authority history search indexes work the same.

Changes to controlling headings

Connexion browser and Connexion client 2.30. Controlling headings in the browser and in the client, versions 2.30 and higher, now works this way:

- Controlling headings in field 655 with second indicator 7 or 0 depends on whether the LCCN in the authority record has an **sh** or **gf** prefix:

- If the LCCN in the authority record has the prefix **sh**, Connexion controls the heading in field 655 with second indicator 0.
- If the LCCN in the authority record has the prefix **gf**, Connexion controls the heading in 655 with second indicator 7 and with *#2 lcgft* added at the end of the field.
- If authority records have LCCNs with both **sh** and **gf** prefixes in subfield **a**, Connexion opens the Control Heading window with a proposed match tagged as 655 with second indicator 7 and with *#2 lcgft* added at the end of the field.
- Headings in field 655 with second indicator 4 cannot be controlled.

Please note: 6xx fields with indicator 4 cannot be controlled. If you try, in the Connexion client, a message pops up:



- In version 2.30 of the client, clicking **OK** closes the message, as it should.
- In versions 2.10 and 2.20, the message window reopens.
- Genre/form authority records should not be used in combination with Library of Congress subdivisions.

If you continue to use Connexion client versions 2.10 and 2.20 until end of life...

Earlier versions of the client (2.10, 2.20) will continue to be supported **until October 1, 2012**. On that date, users will no longer be able to log on to the OCLC system using versions 2.10 or 2.20.

If you continue to use Connexion client versions 2.10 or 2.20 until then, controlling genre/form headings works differently in the two older versions:

In versions 2.10 and 2.20, when you enter a heading in field 655 with second indicator 0:

- If the LCCN in the authority record has the prefix **sh**, the client controls the heading in field 655 with second indicator 0.
- If the LCCN in the authority record has the prefix **gf**, you cannot control the heading. (The earlier client versions cannot process second indicator 7.)
- If the authority record has LCCNs with both **sh** and **gf** prefixes, a Control Heading window opens and you can insert the correct controlled heading.

2 Punctuation rules for controlled headings

The system follows new rules for punctuation for controlling headings in Connexion (both client and browser) to address former problems. In general, the system first uses the punctuation in the authority records and then applies other rules as needed to supply punctuation between controlled and uncontrolled elements of a heading and, if needed, to supply terminal punctuation.

System uses punctuation in authority record

The system applies punctuation from the established authority record(s). In the following examples, punctuation changes are marked with red arrows.

Example 1: Formerly, the period before #q was incorrectly deleted.

Abdyldaev, M. I^U #q (Myktybek I^U supovich), #d 1953-#

Now:

Abdyldaev, M. I^U . #q (Myktybek I^U supovich), #d 1953-

Example 2: Formerly, punctuation was incorrectly deleted between involving subfields #n and #p, respectively.

Bach, Johann Sebastian, #d 1685-1750. #t Sonaten und Partiten, #m violin #n BWV 1001-1006 #p Partita #n no. 3. #p Menuett #n no. 2.

Now:

Bach, Johann Sebastian, #d 1685-1750. #t Sonaten und Partiten, #m violin, #n BWV 1001-1006. #p Partita, #n no. 3. #p Menuett, #n no. 2.

Example 3: Formerly, a period could not be added between #v and #x in series headings.

Bibliographies of modern authors (San Bernardino, Calif.) ; #v no 27 #x 0749 470X.

Now:

Bibliographies of modern authors (San Bernardino, Calif.) ; #v no 27. #x 0749 470X

System uses your punctuation

For uncontrolled elements of a heading, the system accepts any punctuation that you enter in the following locations:

- Between a controlled and uncontrolled element (no matter which comes first)
- Between multiple adjacent controlled subfields that are associated with multiple authority records.
- Before an opening parenthesis in the name portion of a heading in fields x10 and x11 (where x = any number for a heading field).

If punctuation is incorrectly altered when you control a heading, uncontrol the heading, correct the punctuation, and leave the heading uncontrolled.

System applies some rules

When necessary, the system applies mandatory rules for punctuation between controlled and uncontrolled headings.

- Example: The system supplies a semicolon (;) preceding #o.
- The system automatically applies terminal punctuation when needed.
- The system keeps any punctuation that is present in uncontrolled elements of a heading.

**If punctuation
in authority record
is incorrect**

Please note: If punctuation is incorrect in the controlling authority record(s), the controlled heading will also contain incorrect punctuation.

What can you do? OCLC prefers that you control the heading and report the incorrect punctuation. To report a record error:

- With the record displayed, click **Action > Report Error** (in the client; in the browser, click **Report Error** in the **Action** list). Complete your information, describe the error, and then click the **Report Error** button.

The error report goes directly to OCLC quality control staff. *Please do not report errors in records to OCLC Support staff.*

Alternative, you can send an email to authfile@oclc.org.

When OCLC corrects the authority record(s), the heading you controlled in the bibliographic record is automatically updated.

**If controlling
incorrectly alters
punctuation**

What should you do? If punctuation is incorrectly changed when you control a heading:

1. Correct the punctuation, and leave the heading uncontrolled.
2. Report errors of this type to OCLC support staff at support@oclc.org.

3 Automatic tag flips disallowed in controlling

Former tag flips

When controlling headings, the system matches headings against the authority file. The matching process invokes a normalization process, which collapses all punctuation and subfield codes, is case-insensitive, and does not retain the tag information associated with the heading. The matching process finds the fullest match possible, but inevitably the results of normalization, combined with finding the fullest match, may occasionally produce unexpected matches, which would result in tag flips if the system completed automatic controlling.

Now disallowed

Now:

- The matching process includes tag information.
- If the result of normalized text matching changes a tag, instead of the system automatically changing the tag and inserting the changed heading into the bibliographic record, the Control Heading window opens so that you can select or build the correct heading

Example 1: Formerly, the following heading automatically changed when the system identified it as an exact normalized match to a 450 field in a subject authority record:

Heading in bibliographic record:

700 1 Black, Art

Formerly, the heading was controlled as:

650 0 [Art, Black.](#)

Now, instead of flipping the tag automatically, the Control Heading window opens:



The screenshot shows a window titled "Original Heading: Black, Art". Below the title, it says "Modified Heading: Select Modify Heading for a main entry to start building new heading". There are "Undo" and "Insert Heading" buttons. A red warning message reads: "Note: Requested control is for an unqualified personal name". Below this, there are "Modify Heading" and "Insert Heading" buttons, followed by a list item: "1. [Black, Art](#) [700]". At the bottom, there is a "New Query:" field containing "#a Black, Art" and a "Match Best" button.

Example 2: Formerly, the following heading automatically changed when the system identified it as an exact normalized match to a 781 field in a name authority record:

Heading in bibliographic record:

650 0 Education #z Texas, West

Formerly, the heading was controlled as:

650 0 [Education #z Texas # West](#)

Now, the Control Heading window opens:

The screenshot shows a window titled "Control Heading" with the following content:

- Original Heading:** Education †z Texas, West
- Modified Heading:** Select Modify Heading for a main entry to start building new heading
- Buttons: Undo, Insert Heading
- A list of modifications:
 - 1. **Education**, [650] (with "Modify Heading" and "Insert Heading" buttons)
 - 2. †z Texas, West >> †z Texas †z West [Subdivision record] (with "Append to Heading" button)
 - 3. †z Texas, West >> †z Texas, West [Subdivision record] (with "Append to Heading" button)

Example 3: Formerly, the following heading automatically changed when the system identified it as an exact normalized match to a 730 field in a series authority record:

Heading in bibliographic record:

700 1 Li, Ji

Formerly, the heading was controlled as:

730 0 Li Ji.

Now, the Control Heading window opens:

The screenshot shows a window titled "Control Heading" with the following content:

- Note:** Requested control is for an unqualified personal name
- Buttons: Modify Heading, Insert Heading
- 1. Li Ji, [700]
- A search field labeled "New Query:" containing the text "†a Li, Ji" with a scroll bar.
- Button: Match Best

4 Control Headings > All in the client includes “romanized” non-Latin-script candidate headings

Using **Edit > Control Headings > All** in the Connexion client controls “romanized” (Latin script equivalent) headings in linked non-Latin script fields, if authority records are available for the headings.

Example:

700	1	和田夏十, †d 1920-
700	1	Wada, Natsuto, †d 1920-1983.
700	1	市川崑, †d 1915-2008
700	1	Ichikawa, Kon, †d 1915-2008.
700	1	沢田撫松, †d 1871-1927.
700	1	Sawada, Bushō, †d 1871-1927.

Please note: The controlled romanized versions of non-Latin-script headings are automatically updated with any changes made in the “controlling” authority record(s). However, no updates are made to the corresponding uncontrolled script headings in linked MARC fields, as has always been the case.

5 Automatic control/append #x and/or #v in series headings

Formerly, controlling and appending #x and/or #v to series headings that are exact matches to authority records required manual manipulation.

Now, the system automatically controls and appends the subfield(s) when you use the **Control All** command.

Example:

Formerly, if you controlled the following heading in a bibliographic record, the Control Heading window would open. Now, with **Control All**, the system automatically controls the series heading:

830 0 NIESBUD research report ; #v Serial 1.

6 Changes to the Control Heading window

Unified window in the Connexion browser Previously, when you used **Control Heading** in the Action list for a field in a bibliographic record and the system did not automatically control headings for you, the Connexion browser opened one of two windows, depending on the type of heading you were attempting to control. Now there is a single streamlined window, formerly the multi-control window, renamed the “Control Heading” window, that allows you to accomplish the same task.

Thesaurus labels display for headings The Control Heading window in both the Connexion client and browser now displays the thesaurus of origin for all headings presented as candidates for building a controlled heading. Currently there are four labels:

- **LC Name**
At least one of the matched headings is a Library of Congress name authority record (contains the prefix starting with **n***)
- **LC Subject**
At least one of the matched headings is a Library of Congress subject authority record (contains the prefix starting with **sh**)
- **LC Name/Subject**
At least one of the matched headings is a name authority record and at least another of the matched headings is a subject authority record
- **LC Genre**
The matched heading is a Library of Congress genre record (contains the prefix starting with **gf**)

Note: The column showing the thesaurus labels is blank when an element of a heading cannot be associated with an authority record.

Illustration (see thesaurus labels to the right of listed headings):

Legend: Single heading split by geographic Heading can be geographically subdivided

Original Heading: Bald Head Island Conference on Coastal Plains Geology #n (3rd : 1995 : Leesburg, Virginia) #v Congresses

Modified Heading: Select Modify Heading for a main entry to start building new heading

Undo Insert Heading

Modify Heading	1.	Bald Head Island Conference on Coastal Plains Geology #n (3rd : 1995 : Leesburg, Virginia) #v Congresses. [611 Multi-controlled]	LC Name/Subject
Insert Heading			
Modify Heading	2.	Bald Head Island Conference on Coastal Plains Geology #n (3rd : 1995 : Leesburg, Virginia) [611 Partially-controlled]	LC Name
Insert Heading			
Modify Heading	3.	Bald Head Island Conference on Coastal Plains Geology . [611]	LC Name
Insert Heading			
Append to heading	4.	#v Congresses [Subdivision record]	LC Subject

Other thesaurus labels may appear in the future as new thesauri are added to Connexion.

7 Summary examples of system-automated changes

Subfield codes	No change to current functionality. <ul style="list-style-type: none">• Heading in bibliographic record: 111 2 Olympic Games †n (19th : †d 1968 : †e Mexico City, Mexico)• As before, heading controlled and inserted into bibliographic record: 111 2 Olympic Games †n (19th : †d 1968 : †c Mexico City, Mexico)
Tags	This functionality is decommissioned. <ul style="list-style-type: none">• Heading in bibliographic record: 711 2 Maroon 5 (Musical group)• The following change to tag in heading controlled and inserted into bibliographic record will no longer occur: 710 2 Maroon 5 (Musical group)
Indicator values	No change to current functionality. <ul style="list-style-type: none">• Heading in bibliographic record: 110 1 Bermuda Library• As before, heading controlled and inserted into bibliographic record: 110 2 Bermuda Library.
Terminal punctuation	The system will continue to supply terminal punctuation; however, the system now handles punctuation in a significantly different way. The system first uses punctuation directly from the authority record, then supplements using rules for handling the punctuation between controlled and uncontrolled elements (see section 2 for details). Example of system-supplied terminal punctuation: <ul style="list-style-type: none">• Heading in bibliographic record: 700 12 Beethoven, Ludwig van, †d 1770-1827. †t Fidelio †n (1814). †p Heil! Heil! Heil sei dem Tag• Heading controlled and inserted into bibliographic record: 700 12 700 12 Beethoven, Ludwig van, †d 1770-1827. †t Fidelio †n (1814). †p Heil! Heil! Heil sei dem Tag.
Matches to 4xx headings	This functionality is changed. Only exact matches to 4xx headings that do not result in a tag change in bibliographic records are allowed to control headings. <ul style="list-style-type: none">• Heading in bibliographic record: 830 0 Survivor (Series)• Exact match does not change the tag; heading controlled and inserted into bibliographic record: 830 0 Survivor—outwit, outplay, outlast.
Subfield #2 lcgft	This functionality is implemented in the system, pending distribution of genre authority records by the Library of Congress (LC). <ul style="list-style-type: none">• Heading in bibliographic record: 655 7 Disaster films• Heading controlled and inserted into bibliographic record, pending LC record distribution: 655 7 Disaster films. #2 lcgft

8 Changes to controllable fields in Connexion

Changes in controllable fields in Connexion are shown in boldface green type:

- 100, 110, 111, 130, **if 040 ≠b (language of cataloging) is either not present* or is present and is equal to eng**
- 600, 610, 611, 630, 650, 651 **(second indicator 0)**
- **655 (second indicator 7, and ≠2 lcgft added)**
- 700, 710, 711, 730, **if 040 ≠b is either not present* or is present and is equal to eng**
- 800, 810, 811, 830, **if 040 ≠b is either not present* or is present and is equal to eng**

*(If 040 ≠b is not present, the language of cataloging is assumed to be *eng*.)

9 Automatic date expansion for personal names

Automatically add closing date for personal name headings

With the August 21, 2011, system installation, when a personal name tagged as a 100, 600, 700, or 800 is controlled, the system automatically adds a closing date (if needed and available) and inserts the controlled heading into the bibliographic record.

Example:

Heading in bibliographic record:

McLaren, Malcolm, #d 1946-

Controlled as:

[McLaren, Malcolm, #d 1946-2010](#)

Automatic date expansion works on the core assumption that the name heading is established independently of any additionally embellished forms of the name. For example, if there is no name authority record for the name part of a name/title heading, automatic date expansion does not work when you control the heading.

Example:

Existing authority record:

Xenakis, Iannis, #d 1922-2001. #t ST/4-1, 080262

But if no existing authority record for:

Xenakis, Iannis, #d 1922-2001

Then date expansion **does not work** for any occurrence of the name or name/title entry:

Xenakis, Iannis, #d 1922-

Applicable only to personal name headings

The date expansion functionality does not add closing dates to any type of heading other than personal names tagged as 100, 600, 700, or 800.

Examples:

Types of headings that **do not have closing dates automatically supplied:**

Catholic Church. #b Pope (1073-1085 : Gregory VII)

Rock music #y 1971-1980

Zimbabwe #x History #y Chimurenga War, 1966-1980

Exact match to a 100 or 400 heading

The name portion and the opening date of the heading must be an exact normalized text match to a 100 or **400** heading in an authority record.

Example:

Heading in bibliographic record:

Smith, John Alexander, #d 1864-

Matched to:

Smith, John Alexander, #d 1864-1939

And controlled as:

[Smith, J. A. #q \(John Alexander\), #d 1863-1939](#)

010		n 84239722
040		DLC #b eng #c DLC #d Uk
100	1	Smith, J. A. #q (John Alexander), #d 1863-1939
400	1	Smith, John Alexander, #d 1864-1939 #w nnaa
400	1	Smith, John Alexander, #d 1863-1939

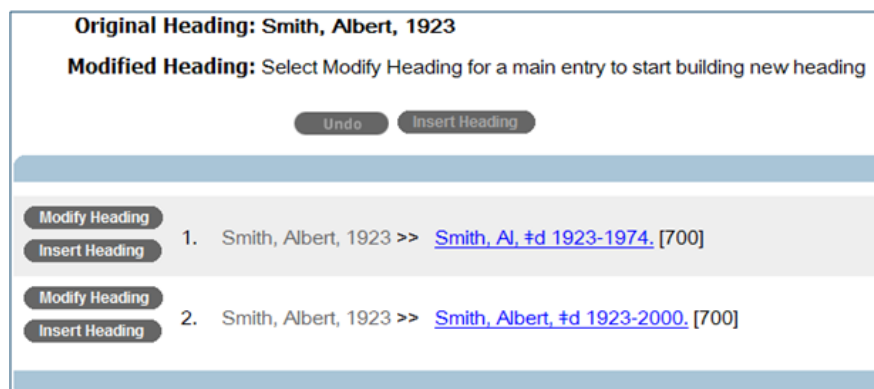
If multiple matches are found, all results are presented in a Control Heading window.

Example:

Heading in bibliographic record:

Smith, Albert, 1923-

The Control Heading window opens showing multiple matches, and you can decide which, if either, to insert:



Limitations and conditions

The bulleted list in this section describes the limitations of automatic date expansion and/or conditions that must be met for date expansion to work.

- **No typographic errors or omissions.** The heading in the bibliographic record must be free of typographical errors and omissions in either the name or the opening date.

Example:

Heading in authority record:

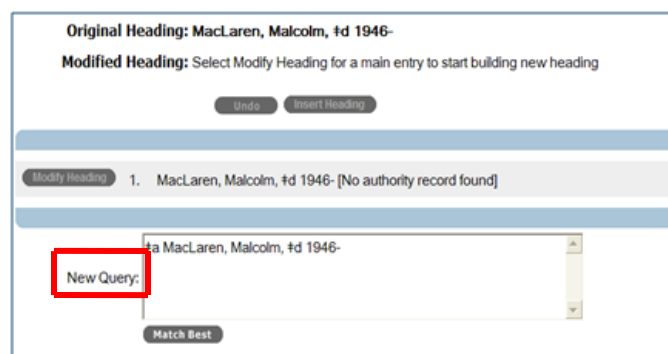
McLaren, Malcolm, #d 1946-

The following typographic errors prevent matching and date expansion.

Ma**c**Laren, Malcolm, #d 1946-

McLaren, Malcolm, #d 194**5**-

Either of these errors causes the Control Heading window to open.



If you make corrections in the **New Query** box and other conditions are met, the system automatically supplies the ending date.

- **No “auto-suggested” completions.** The date expansion functionality does not include a “completion-by-auto-suggestion” feature.

Example:

Heading in authority record:

Schurmann, Franz, #d 1926-2010

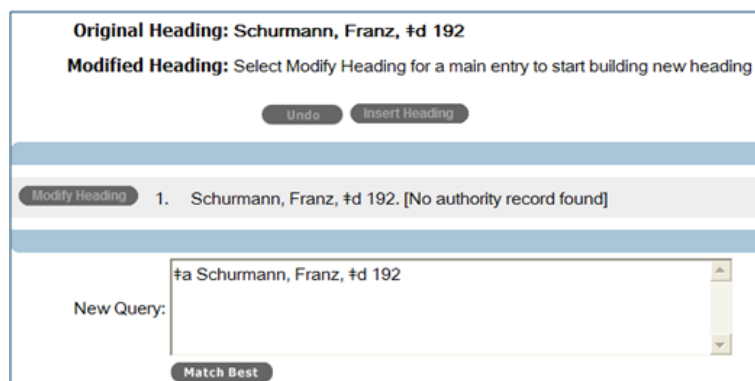
Heading in bibliographic record:

Schurmann, Franz, #d **1**

Schurmann, Franz, #d **19**

Schurmann, Franz, #d **192**

In these cases, partial data appearing before the hyphen causes the Control Heading window to open:



If you correct the heading in the **New Query** text box, the Control Heading window automatically expands the date (see [more information and an illustration](#) below).

- **All text preceding the hyphen before a closing date must be included.** If the heading in the bibliographic record contains additional text and/or numerals after the opening date, all text and/or numerals that precede the hyphen must be present.

Example 1:

Heading in authority record:

Feuillet, Raoul-Auger, #d 1659 or 60-1710

Heading in bibliographic record must contain all text prior to the hyphen:

Feuillet, Raoul-Auger, #d 1659 or 60-

Example 2:

Heading in authority record:

Benedetti, Giovanni Antonio de, #d fl. 1492-ca. 1511

Heading in the bibliographic record must contain all text prior to the hyphen:

Benedetti, Giovanni Antonio de, #d fl. 1492

When heading does not contain all text prior to the hyphen:

Benedetti, Giovanni Antonio de, #d 1492 [missing **fl.**]

The Control Heading window opens:

Original Heading: Benedetti, Giovanni Antonio de, #d 1492
Modified Heading: Select Modify Heading for a main entry to start building new heading

Undo Insert Heading

Modify Heading 1. Benedetti, Giovanni Antonio de, #d 1492. [No authority record found]

New Query: #a Benedetti, Giovanni Antonio de, #d 1492

Match Best

Optional inclusion of question mark—Date expansion works whether or not a question mark (?) is included following the opening date in the heading in the bibliographic record.

Example:

Heading in authority record:

Smith, John, #d 1792?-1824

Headings in bibliographic record:

Smith, John, #d 1792

Smith, John, #d 1792?

Controlled as:

[Smith, John, #d 1792-1824](#)

Optional inclusion of #d and hyphen—Date expansion works whether or not the #d and/or hyphen (-) are included.

Examples:

Headings in bibliographic record:

Smith, Al 1923

Smith, Al, 1923

Smith, Al, 1923-

Smith, Al #d 1923

Smith, Al, #d 1923

Smith, Al, #d 1923-

Controlled as:

[Smith, Al, #d 1923-1974](#)

- **Headings that include centuries are not candidates for date expansion.** The system does not automatically expand dates for headings that include centuries (for example, *14th cent.-15th cent.*).
- **When an exactly matched personal name with only an opening date is controlled, it is not a candidate for date expansion.** If a personal name heading contains only an opening date, is an exact match to an authority record, and is controlled, and if a personal name heading in an authority

record with the same opening date contains a closing date, then potential candidate date headings will not be presented.

Example:

Heading in bibliographic record:

Smith, J. Edward, 1943-

Controlled as:

[Smith, J. Edward, #d 1943-](#)

Regardless of the presence of other authority records with the same text and opening date and that have a closing date:

[Smith, J. Edward, #d 1943-1993](#)

- **Personal name followed by #c (Spirit).** If a personal name heading is followed by #c (Spirit), both the #c and (Spirit) must be included for date expansion to work as expected.

Example:

Heading in bibliographic record:

Schumann, Robert, #d 1810- #v Poetry

Matched and controlled as:

[Schumann, Robert, #d 1810-1856 #v Poetry](#)

Heading in bibliographic record:

Schumann, Robert, #d 1810- #c (Spirit) #v Poetry

Matched and controlled as:

[Schumann, Robert, #d 1810-1856 #c \(Spirit\) #v Poetry](#)

- **Subdivision following a candidate date expansion heading.** If a subdivision follows a heading that is a candidate for automatic date expansion, the system expands dates and retains additional subdivisions.

Example:

Heading in bibliographic record:

Smith, Betty, 1896 #x Homes and haunts

Matched to:

[Smith, Betty, #d 1896-1972](#)

And controlled as:

[Smith, Betty, #d 1896-1972 #x Homes and haunts](#)

- **Non-4-digit date ranges.** The automatic date expansion functionality works with non-4-digit date ranges, as long as any text preceding the opening date is included.

Example:

Heading in bibliographic record:

Plato, Comicus, fl. 410

Controlled as:

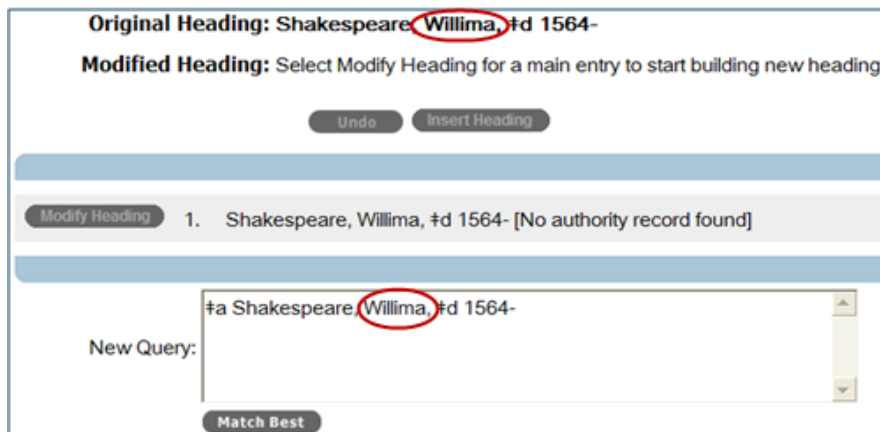
[Plato, Comicus, #d fl. 410-391 B.C.](#)

Automatic date expansion applied from Control Headings window

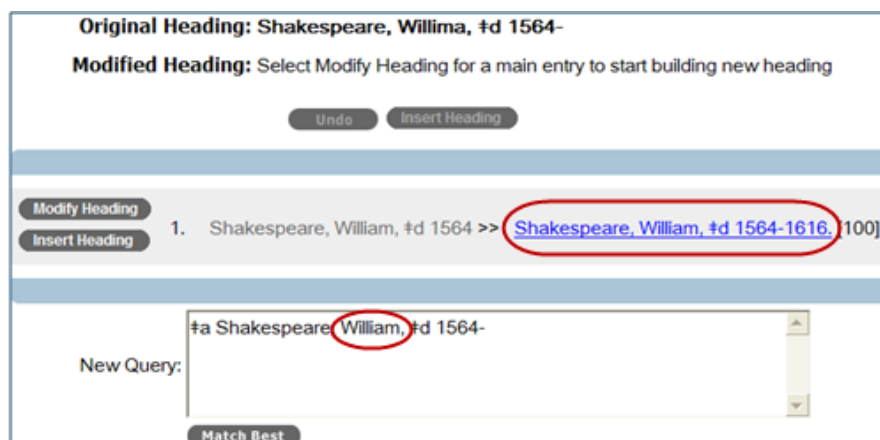
When a heading contains a typographic error or is incorrectly tagged and cannot be or automatically inserted because of a tag flip, if you can correct the matched heading in the **New Query** box, the system applies automatically expands the date (when available).

Illustration:

Heading in bibliographic record has a typo:



When the heading is corrected in the **New Query** box, the date is expanded and the heading is controlled:



Automatic date expansion applied for “Control All”

The **Control All** command in Connexion for controlling all headings possible in a record includes automatic date expansion for candidate personal name headings. This functionality expands work from an OCLC Research project that controlled more than 26 million personal name headings in WorldCat.

10 Reduction of unexpected automatic subfield flips

Current automatic subfield flips

After controlling a heading, you find that the #x or #v is incorrectly changed. The Control Headings window did not open when you used the control headings command. Instead, the incorrect heading was automatically inserted into the bibliographic record. In most cases, this scenario results from the presence of a pre-coordinated authority record. Because the system tries to match the heading to the fullest form, normalization finds the full heading and changes #x to #v (or vice versa).

System now works differently

Now, there are two scenarios:

- (1) If the heading in the bibliographic record is an exact match to a single established heading in an authority record, the system continues to flip subdivisions.

Example:

Heading in bibliographic record:

650 [blank] 0 English literature #v Periodicals #x History

Controlled as:

650 [blank] 0 [English literature #x Periodicals #x History](#)

010		sh 85043876
040		DLC #b eng #c DLC
150		English literature #x Periodicals #x History

- (2) However, if the heading in the bibliographic record is not an exact match to a single established heading in an authority record, the system will not attempt to automatically flip a heading.

Example 1:

Heading in bibliographic record:

650 [blank] 0 Dog trainers #v Periodicals

Controlled as:

650 [blank] 0 [Dog trainers #v Periodicals](#)

Example 2:

Heading in bibliographic record:

650 [blank] 0 Dog trainers #x Periodicals

Controlled as:

650 [blank] 0 [Dog trainers #x Periodicals](#)

Heading is not autolocked

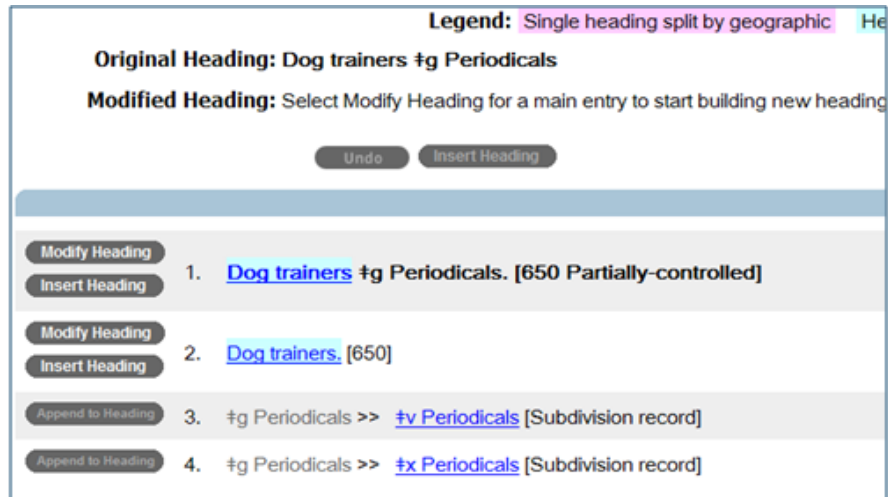
This change also means that the system will make no attempt to autolock the heading. Instead, the Control Heading window opens showing the list of matched headings.

Example:

Heading in bibliographic record:

650 [blank] 0 Dog trainers †g Periodicals

The Control Headings window opens:



11 System changes to controlling headings (installed in November 2011)

Changes described in this section were included in a system installation in November 2011.

Modifications to Control All

The **Control All** functionality is modified in the following ways:

- If a bibliographic record contains an 040 field in which a #b is present and is not equal to *eng*, no descriptive headings (1xx, 7xx, and/or 8xx) in the record will be candidates for the controlling functionality.
- Unqualified name + title headings are included as candidates for Control All functionality.
Note: To be included as a candidate, the entire heading (unqualified name + title) must have an authority record. If an authority record exists only for the unqualified name, the entire heading is left uncontrolled.

Modifications to using geographic subdivisions

Two system changes were made to the role of geographic subdivisions in controlled headings:

(1) In cases when a heading in a bibliographic record includes a geographic subdivision, and the heading can be fully controlled, but none of the authority records are coded for geographic subdivision, the geographic subdivision is unavailable for appending to the heading.

Example

Heading in a bibliographic record:

650 [blank]0 Crime in mass media #z United States.

The Control Heading windows shows that the geographic subdivision “United States” is unavailable for appending:

Modify Heading	1. Crime in mass media. [650]
Append to Heading	2. Sz United States [Subdivision record]

(2) In cases when a heading in a bibliographic record can be subdivided geographically, but the geographic authority record matched does not contain a 781 field, the #z is not controllable. It is presented in the Control Headings window with the following label: *[Not valid for use as a subdivision]*.

Example

Heading in a bibliographic record:

650 [blank]0 Hotels #z Avenue, The (Stellenbosch, South Africa) #x History.

Modify Heading	1. Hotels #x History. [650 Fully-controlled]
Insert Heading	2. Hotels. [650]
Append to Heading	3. Sx History [Subdivision record]
Append to Heading	4. Sz Avenue, The (Stellenbosch, South Africa) [Not valid for use as a subdivision]

11 System changes to controlling headings (installed in February 2012)

Connexion controlling headings functionality is expanded to include some features of the new stand-alone “Control All” software that the system runs in the background. See [more details](#) about the new service.

Changes described in this section were included in a system installation in February 2012 and are functional in the Connexion browser and all versions of the Connexion client unless otherwise noted.

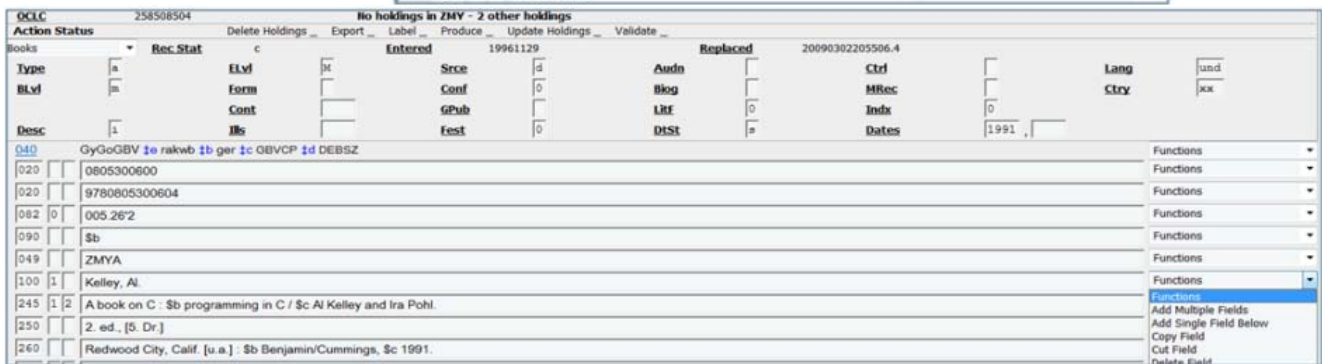
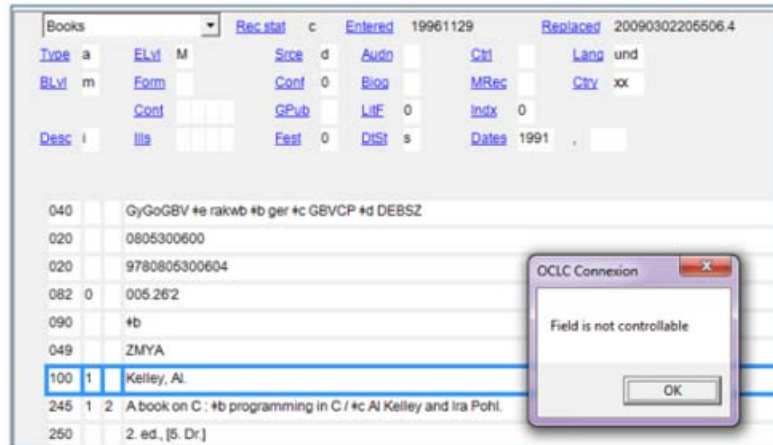
Modification to controlling single headings

For controlling single headings in Connexion:

If there is a value in field 040 ‡b but the value **is not eng**, description heading fields (1xx, 7xx, 8xx) cannot be controlled. (See also the updates in [section 8](#) above.)

Note: For the Connexion client, this changes **applies to version 2.40 only**.

Example:



Modification to controlling all headings

For controlling all headings in Connexion, the system now:

- Uncontrols invalid controlled headings (descriptive name headings and/or subject headings).
- Automatically checks for an updated version of the heading text and updates the text if needed.
- Automatically updates a previously fully or partially controlled heading with punctuation-only changes.

RDA: Field 700 preceded by ‡3 or ‡1 is controllable

Field 7xx with first subfield ‡3 or ‡i followed by ‡a is controllable in the Connexion browser and in version 2.40 only of the Connexion client.

Example:



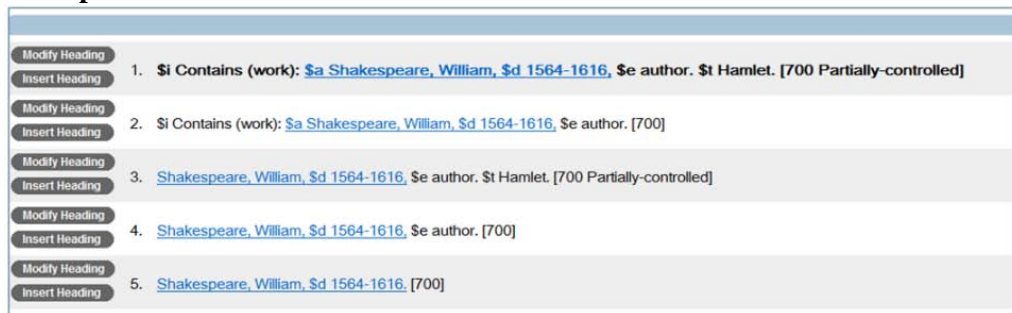
In versions of the client earlier than 2.40, field 7xx with first subfield ‡3 or ‡i cannot be controlled. If you try, you will get the message “ Field not controllable.”

Note: For controlling headings, the system uses the established form in field 1xx of the authority record.

Limitations on the ability to control headings preceded by ‡3 or ‡i:

- In cases when a name/title heading is separated by ‡e, only the name element of the heading can be controlled.
- Also in these cases, Control All does not automatically control any part of the heading.

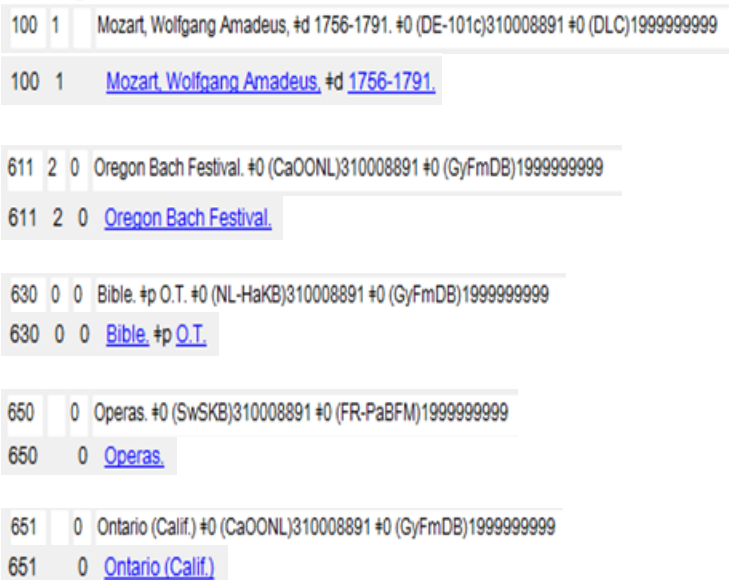
Example:



Automatic deletion of ‡0

When a heading is controlled, if a ‡0 is present, the system automatically deletes it.

Examples:



Technical Bulletins Online

Available on the
OCLC Web site

Technical bulletins are available in electronic form on the OCLC Web site:

Action	
1	Enter http://www.oclc.org/support/documentation/technicalbulletins/ in the address bar of your Web browser.
2	Click the name of the technical bulletin you want to view.

Note: To the left of the list of technical bulletins, you can click the link to subscribe to TECHBUL-L to get announcements, or follow the procedure below to subscribe.

Subscribe to
TECHBUL-L

TECHBUL-L is a Listserv®-based public distribution list that e-mails announcements when new technical bulletins are published on the OCLC Web site. To subscribe:

Action
Subscribe via the Web: <ol style="list-style-type: none">1 Enter https://www3.oclc.org/app/listserv/ in the address bar of your browser.2 In the Internet List Subscription Request page, enter your name and e-mail address.3 Under Action, click the button next to Subscribe.4 Select the check box next to TECHBUL-L (and any other OCLC distribution list you want to receive).5 Click Submit. Or subscribe via e-mail: <ul style="list-style-type: none">➤ Type subscribe techbul-l in the body of an e-mail message and send it to listserv@oclc.org. <p>Note: To unsubscribe, either use the Internet List Subscription page and select Unsubscribe, or type unsubscribe techbul-l in the body of an e-mail message, and send it to listserv@oclc.org.</p>

Comments

The OCLC Documentation Department welcomes comments about this document. Please send them via e-mail to doc@oclc.org.

Current OCLC Technical Bulletins

The list below is current as of February 2012. Technical bulletins not listed are obsolete. If you have printed copies of technical bulletins not listed here, please discard them or mark them as obsolete.

No.	Date	Title	OCLC Documentation Affected
260	0811	<i>OCLC-MARC Format Update 2011</i>	<i>Authorities: Formats and Indexes, Bibliographic Formats and Standards, Connexion client and browser Help and Web documentation, OCLC-MARC Records, Searching WorldCat Indexes, and OCLC Local Holdings Formats and Standards</i>
259	0811	<i>Authorities System Changes</i>	Connexion client and browser documentation (Authorities topics in Help and in Web documents), <i>Authorities: Formats and Indexes, Connexion Client Authorities Quick Reference</i>
258	0510	<i>OCLC-MARC Format Update 2010</i>	<i>Bibliographic Formats and Standards, OCLC-MARC Records, Connexion browser Help and documentation, Connexion client Help and documentation, Searching WorldCat Indexes, OCLC Local Holdings Formats and Standards, Authorities: Formats and Indexes</i>
257	0709	<i>OCLC-MARC Format Update 2009</i>	<i>Bibliographic Formats and Standards, OCLC-MARC Records, Connexion browser Help and documentation, Connexion client Help and documentation, Searching WorldCat Indexes, OCLC Local Holdings Formats and Standards, Authorities: Formats and Indexes</i>
256	0708	<i>Abbreviated-level Record Guidelines</i>	<i>Bibliographic Formats and Standards, Connexion browser Help and documentation, Connexion client Help and documentation</i>
255	0508	<i>OCLC-MARC Format Update 2008</i>	<i>Bibliographic Formats and Standards, OCLC-MARC Records, Connexion browser Help and documentation, Connexion client Help and documentation</i>
254	0507	<i>OCLC-MARC Format Update 2007 and Institution Record Changes</i>	<i>Bibliographic Formats and Standards, OCLC-MARC Records, Connexion browser Help and documentation, Connexion client Help and documentation</i>
253	0906	<i>ISBN and OCLC Number Changes</i>	<i>Authorities: Formats and Indexes</i>
252	0506	<i>OCLC-MARC Format Update 2006</i>	<i>Authorities: Formats and Indexes</i>
250	0310	<i>Parallel Records</i>	<i>Enhance Training Outline</i>
249	0304	<i>OCLC-MARC Format Update 2003</i>	<i>Authorities: Formats and Indexes, OCLC-MARC Records</i>
247	0211	<i>OCLC-MARC Format Update 2002</i>	<i>Cataloging Electronic Resources: OCLC-MARC Coding Guidelines, OCLC-MARC Records</i>